

Creating Interactive Games Using LearningApps.org (Hindi)

Presented by :

Dr. Sarwesh Pareek

Librarian

Bharatiya Vidya Bhavan Vidyashram Pratapnagar, Jaipur (Rajasthan)



इस वेबिनार के माध्यम से हम क्या सीखने वाले है :



- 1 परिचय, विशेषताएं और सीमाएं
- 2 LearningApps.org वेबसाइट पर अपना अकाउंट बनाना
- 3 कक्षाओं में ऐप्स कैसे असाइन करें
- 4 Apps कैसे बनाये



LearningApps.org क्या है ?



- ❑ LearningApps.org एक Web 2.0 Application है।
- ❑ इसे Bern University of Education (Switzerland) में एक शोध परियोजना के अंतर्गत बनाया गया था।
- ❑ यह छोटे-छोटे Interactive Modules पर आधारित है। जिनका उपयोग सीखने और शिक्षण प्रक्रिया को और बेहतर बनाने के लिए किया जाता है।
- ❑ इसमें Standard Exercises के लिए पहले से Templates मौजूद हैं, जो इसे विद्यार्थियों के लिए उपयोगी बनाते है।
- ❑ इसका मुख्य उद्देश्य Reusable Building Blocks (Apps) को इकट्ठा करना और उन्हें सभी के लिए Recreate करके उपलब्ध कराना है।




LearningApps.org की विशेषताएं (Features) :



1. मूल्य और उपयोग (Price and Use):
 - ❑ निःशुल्क और आसान है। (Free or easy to Use)
2. मंच (Platform):
 - ❑ वेबसाइट (Website) , एंड्राइड (Android), iOS
3. सीखने की उम्र (Learner Age):
 - ❑ कोई सीमा नहीं (All)
4. एप्रोप्रियेट फ़ॉर (Appropriate for) :
 - ❑ K-12 ग्रेड
5. विषय (Subjects):
 - ❑ सभी; भाषा शिक्षकों के लिए सर्वश्रेष्ठ (All; Best for Language Teachers)
6. उपयोग (Recreate or Reuse of Content):
 - ❑ उपयोगकर्ता दूसरों द्वारा बनाई गई सामग्री का उपयोग कर सकते हैं।



निरंतर...



7. टाइप (Type):

- ❑ टेक्स्ट, वीडियो, ऑडियो, गतिविधि आधारित (Text, Video, Audio, Activity Based)

8. भाषा (Language):

- ❑ 23 विदेशी भाषाओं में उपलब्ध (23 Foreign Languages)
- ❑ लेकिन हम हिन्दी का प्रयोग कर सकते हैं |

9. स्टूडेंट्स (Students Sign In):

- ❑ No Sign in required; Students Can Join via QR Code or Direct Link.

10. फीडबैक और हिंट (Feedback or Hints):

- ❑ विद्यार्थियों को सही और गलत उत्तर के लिए Feedback और Hints भी भेज सकते हैं।



सीमाएं (Limitations) :

- उच्च स्तर की कक्षाओं के लिए जटिल हो सकते हैं। (Can get complicated for higher level classes)
- विदेशी भाषा में होने के कुछ तैयार किए गए सेट आपके शिक्षण संदर्भ के लिए अनुपयुक्त हो सकते हैं।



LearningApps.org चलो शुरू करते है :



learningapps.org - Google Search - Google Chrome

google.com/search?xsrf=AleKk00vd6OBsUTNj6qgnRTPHD4ZwfbDkw%3A1611145855578&source=hp&ei=fyIYKjilPXbz7sPgq6DGA&q=lear...

Google learningapps.org

1. इसमें हमे गूगल में LearningApps.org को सर्च करना होगा

About 46,70,000 results (0.45 seconds)

learningapps.org ▾ Translate this page

LearningApps.org - interaktive und multimediale Lernbausteine

LearningApps.org - interaktive und multimediale Lernbausteine.

You visited this page on 19/1/21.

Interaktive und multimediale ... LearningApps.org - interaktive und multimediale Lernbausteine.

App erstellen LearningApps.org - interaktive und multimediale Lernbausteine.

Tutorial Willkommen zum Tutorial! Hier bekommst du die wichtigsten ...

More results from learningapps.org »

LearningApps.org - interaktive ... LearningApps.org unterstützt Lern- und Lehrprozesse mit kleinen ...

Imprint Weitere Beiträge: Gregor Lütolf (App-Entwicklung, Web-Design ...)

Datenschutz / Rechtliches Nutzungsbedingungen und Datenschutz von LearningApps ...

www.facebook.com › LearningApps › posts

24augwebinar.pdf THATSQUIZ.ORG 3....pdf ThatQuiz_ A Grea....html About That Quiz.html Show all



बिना Login के उपयोग :



LearningApps.org

Search in Apps

Browse Apps

Category

- All categories
- Arts
- Arts and crafts
- Astronomy
- Biology
- Business
- Chemistry
- Engineering
- English
- English as a foreign language
- Environment
- French
- General science
- Geography
- German
- History
- Italian
- Mathematics
- Music
- Other languages
- Philosophy
- Politics
- Psychology
- Religion
- Russian
- Sports
- Teaching tools
- Technology
- Vocational education

Examples

Laukums

ACHES AND PAINS (class 6)

ΠΡΟΣΦΥΓΙΚΟ - ΤΟΠΟΙ 1821-27

Wouldn't it be nice

Cetele Sfinților

24augwebinar.pdf

THATSQUIZ.ORG 3....pdf

ThatQuiz_ A Grea....html

About That Quiz.html

Show all



कंडीशनल सर्च :



The screenshot shows the LearningApps.org website interface. At the top, there is a search bar and navigation options like 'Browse Apps' and 'Create App'. Below this, there are filters for 'Category', 'Media', and 'Stages'. A yellow hand cursor is pointing to the 'with Images', 'with Audios', and 'with Videos' checkboxes. A yellow text box is overlaid on the page, containing the text: '3. पहले से मौजूद Apps को हम Images, Audios, Video की कंडीशन लगा कर सर्च कर सकते है।' Below the filters, there are several app examples, including 'Employment', 'Techno', and others with numbered icons. The bottom of the browser window shows several open tabs.



लॉगिन और अकाउंट बनाना :



LearningApps - interactive and multimedia learning blocks - Google Chrome

learningapps.org/index.php?overview&s=&category=0&tool=&images=0&audios=0&videos=0

LearningApps.org

Search in Apps Browse Apps

Category

- All categories
- Arts
- Arts and crafts
- Astronomy
- Biology
- Business
- Chemistry
- Engineering
- English
- English as a foreign language
- Environment
- French

Examples

Employment

Technol

Spanish

Sports

Teaching

Technology

Vocational

Vocational and further education

Login

Login with your existing LearningApps account now

Login name / Email

Password

Remember me (on this computer)

Login

Register new account

Forgotten password

4. यहाँ Login करना है

5. यहाँ Register करना है



सबसे पहले ये करे :



6. यहाँ Username Create करना है

7. यहाँ चेकबॉक्स में तीनों को Select करना होगा।

8. यहाँ Text लिखना होगा।

9. तब यहाँ Register करना है।

The screenshot shows the 'Register new account' form on LearningApps.org. The form includes fields for Username, Email, Password, and Repeat password. Below these fields are three checkboxes: 'I accept the Terms of use of LearningApps.org.', 'I would like to be informed by email in case of new personal messages.', and 'Other users of LearningApps are allowed to send messages to me.' There is also a Security code field with a CAPTCHA image showing '6Arf2G'. A blue 'Register account' button is at the bottom of the form. The background shows the LearningApps.org website interface with a search bar and a 'Login' button.





लॉगिन करने के बाद हम क्या कर सकते है :



LearningApps.org

Account settings: sarweshpareek

Search in Apps | Browse Apps | Create App | My classes | My Apps

have an idea → pick a template → fill in content → save your App → share it

10. यहाँ App Create करना है

11. यहाँ My Classes Create करना है

12. यहाँ My Apps Create करना है

Matching Pairs | Group assignment | Number line | Simple order

24augwebinar.pdf | THATSQUIZ.ORG 3....pdf | ThatQuiz_ A Grea....html | About That Quiz.html



My Apps में क्या करें ?



LearningApps.org

Account settings: Sarwesh Pareek

Search in Apps Browse Apps Create App My classes My Apps

Share your Apps with others: <https://learningapps.org/user/sarweshpareek>

13. My Apps पर क्लिक करके हम पहले से ही बनाए गये Apps को Folder में व्यवस्थित कर सकते है।

6.c (29)

7. évf. (83)

8. évf. (106)

Ágnes (1)

E osztály (45)

Német (75)

4.2.4_LearningApp.pdf Dr. Sarwesh Pareek.pdf Show all



क्लास में Apps ऐड (Add) करना :



14. Class में Apps Add करने के लिए हमें Add App पर Click करना होगा। उसके बाद एक Window Appear होगी। वहा हम Selected Folders से App Select करके उस क्लास के लिए Assign कर सकते है।



My Classes में क्या करें ?



LearningApps.org

Account settings: sarweshpareek

Search in Apps Browse Apps Create App My classes My Apps

My classes

Attention: We changed the class folder system. You can no longer add subfolders to class folders. Instead, we improved the "Add Apps" dialog box to choose apps for your class. You can still send students directly to your profile page to let them see your folders. [learn more](#)

Class-1	Student accounts (0)	Class Folder	Statistics	Activities	Email	Delete
Class-2	Student accounts (0)	Class Folder	Statistics	Activities	Email	Delete
Class-3	Student accounts (0)	Class Folder	Statistics	Activities	Email	Delete
Class-4	Student accounts (0)	Class Folder	Statistics	Activities	Email	Delete

Create new class: Create class

15. My Classes में आप विद्यार्थियों को व्यवस्थित कर सकते हैं ।

about LearningApps.org Imprint Privacy / Terms Help translating





LearningApps - interactive and multimedia learning blocks - Google Chrome

learningapps.org/myapps_teacher.php?action=manage&class=971896

LearningApps.org

Account settings: Sarwesh Pareek

Search in Apps | Browse Apps | Create App | My classes | My Apps

My classes » Class-1 | Statistics | Activities | Class Folder

First name	Last name	Login name	Password	
Raina	goyal	rai56	*****	🔧 📧 📄 🗑️
Pramiti	jain	prajai83	*****	🔧 📧 📄 🗑️
Diksha	Mahawar	dikmah25	*****	🔧 📧 📄 🗑️
Geetika	Meena	gee61	*****	🔧 📧 📄 🗑️
Bhargavi	Mohan	bhamoh76	*****	🔧 📧 📄 🗑️
Gauri S	Nair	gau222	*****	🔧 📧 📄 🗑️
Amrit	Pareek	amritpareek	*****	🔧 📧 📄 🗑️
Hridyansha	Pareek		*****	🔧 📧 📄 🗑️
Priyansha	Pareek		*****	🔧 📧 📄 🗑️
Deshna	Prasad		*****	🔧 📧 📄 🗑️

👤 Create additional student accounts | ➔ Invite students | 🖨️ Print account/password list



16. यहाँ
Students
की डिटेल्स भरनी है



17. For Adding
Or Inviting more
Students



QR Code भेजकर छात्रों को आमंत्रित कर सकते हैं :



My classes » Class-1 » Invite students

Invite students

If your students have already created an account themselves you can invite them to your class Class-1 using the following link. Simply send the link via email or paste it into your website.

<https://learningapps.org/join/md48sxm1>

Raina	goyal	Login name: rai56	Password: baum20	Login: https://learningapps.org	
Pramiti	jain	Login name: prajai83	Password: sonne62	Login: https://learningapps.org	



आप सभी के साथ साझा कर सकते हैं :



The screenshot shows a web browser window displaying a LearningApps.org app. The app's main content area features five dashed boxes, each containing a colorful beaded necklace. A green button labeled 'OLA' is positioned to the right of the top row of necklaces. A yellow text box with the text '18. यहाँ Students को शेयर कर सकते है।' is overlaid on the page, with a hand icon pointing to the 'Bookmark in "My Apps"' button. Below the main content, there are sections for 'About this App' (Rate this App: 4 stars, Created by: Ewa Kurzak, Category: Arts and crafts) and 'Use App' (Weblink, Fullscreen-Link, Embed). A QR code is also visible on the right side of the page.



आप अपनी छात्र गतिविधि के बारे में स्टैटिक्स देख सकते हैं



LearningApps.org

Account settings: Sarwesh Pareek

Search in Apps | Browse Apps | Create App | My classes | My Apps

My classes » Class-1

Statistics: Class-1

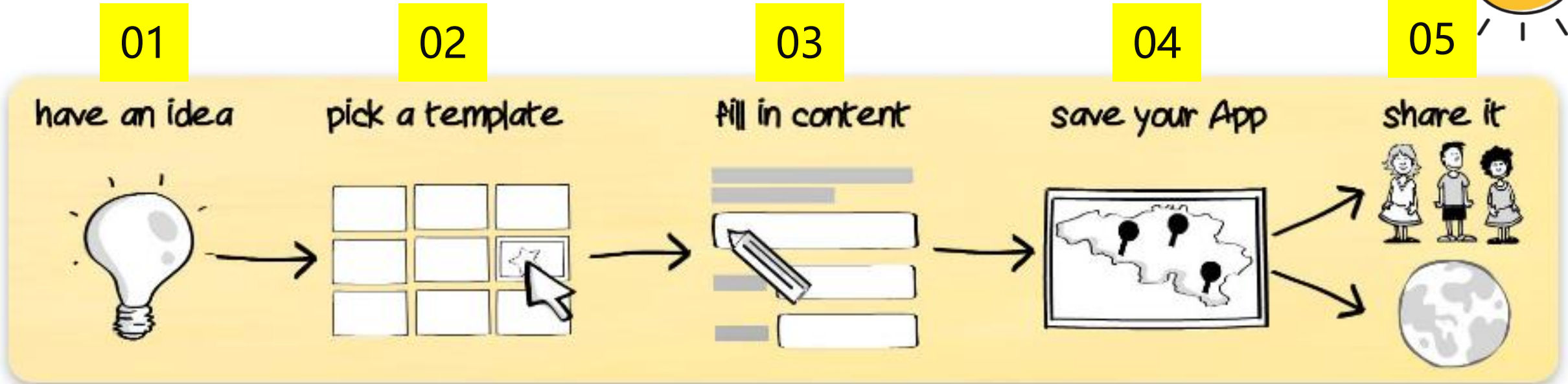
First name	Last name	
Bhargavi	Mohan	
Deshna	Prasad	✓
Diksha	Mahawar	
Gauri S	Nair	
Geetika	Meena	
Hridyansha	Pareek	
Pramiti	jain	
Priyansha	Pareek	✓
Raina	goyal	

4.2.4_LearningApp.pdf | Dr. Sarwesh Pareek.pdf | Show all





ऐप्स बनाने के चरण :



8 प्रकार के Simple Apps होते है :



1. Matching Pairs



Matching Pairs

2. Group Assignment



Group assignment

3. Number Line



Number line

4. Simple Order



Simple order

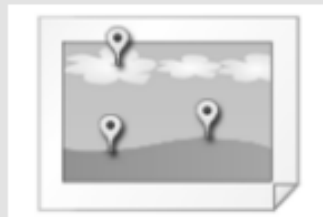
Freetext input

5. Free text Input



Matching Pairs on Images

6. Matching Pairs on Images



Multiple-Choice Quiz

7. Multiple-Choice Quiz



Cloze text

8. Cloze text



11 प्रकार के Gaming Apps होते है :




1. App Matrix



App Matrix

2. Audio-Video With Notices




Audio/Video with notices

3. The Millionaire Game



The Millionaire Game

4. Group Puzzle




Group-Puzzle

5. Crossword



Crossword

6. Word grid



Word grid

7. Where is What?




Where is what?

8. Guess the Word



Guess the word

9. Horse Race



Horse race

10. Pairing Game



Pairing Game

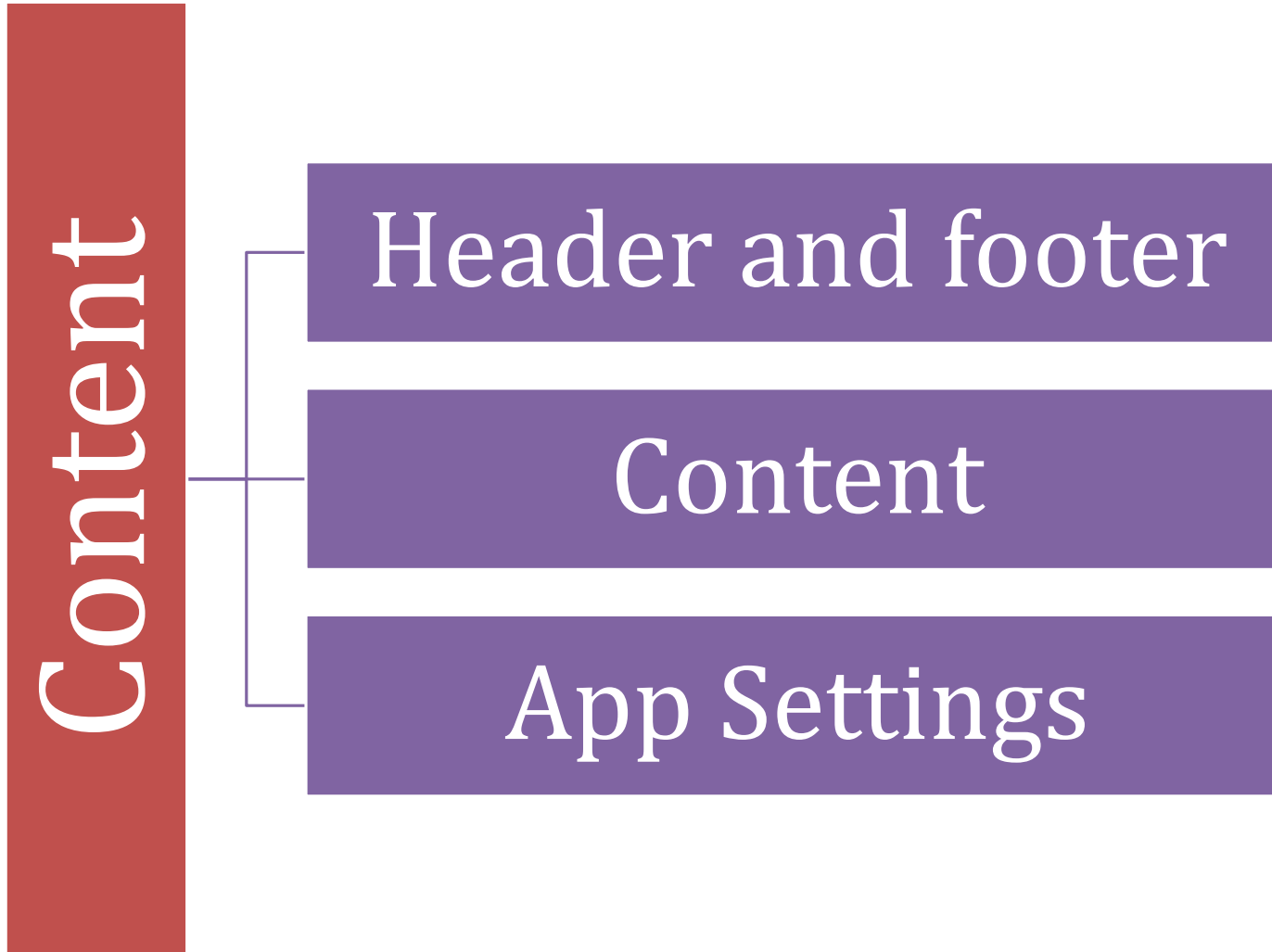
11. Guess



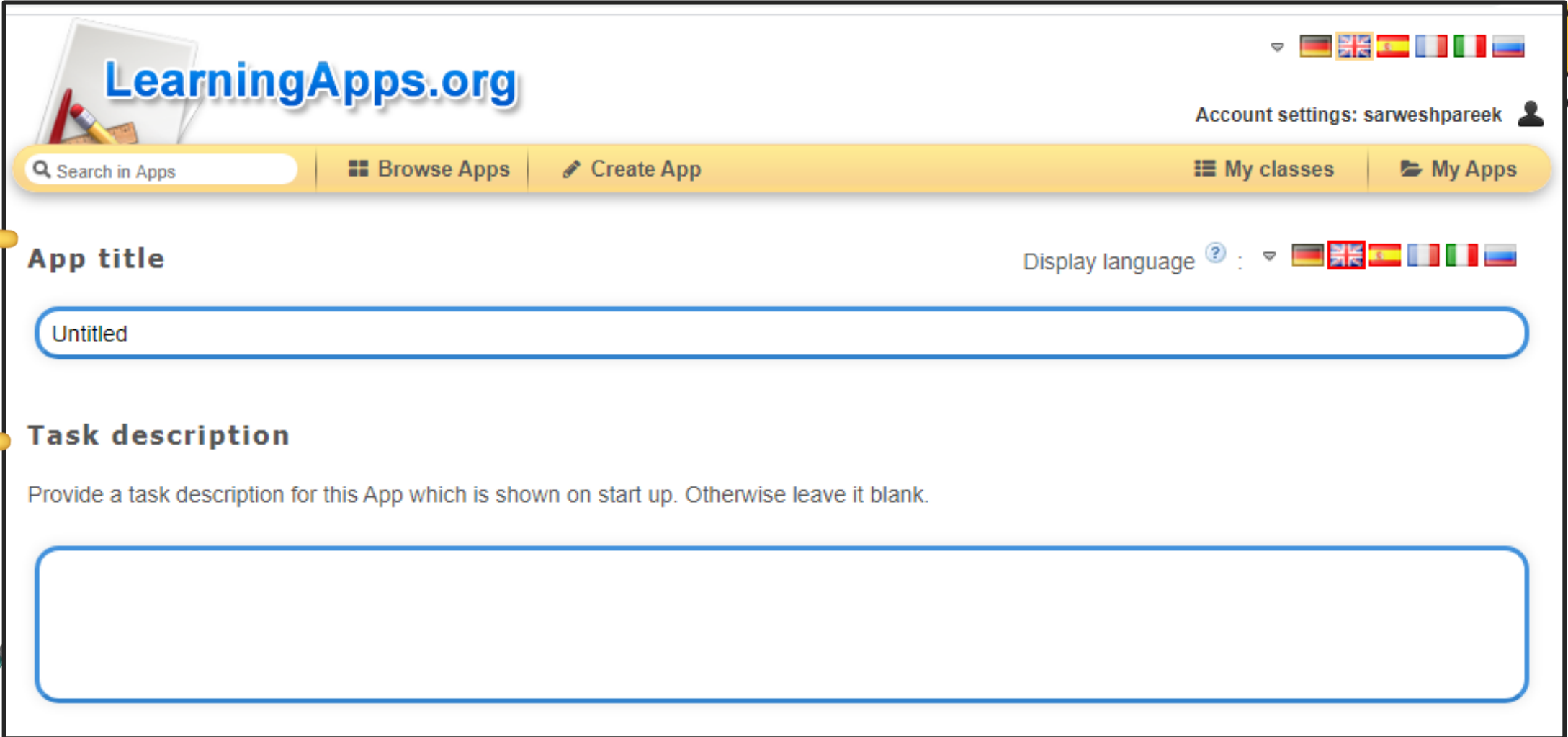
Guess



हर Content के तीन प्रकार है :




हैडर (Header) :



The screenshot shows the LearningApps.org interface. At the top left is the logo with a pencil and paper icon. To the right are language selection flags and the text 'Account settings: sarweshpareek' with a user icon. Below this is a yellow navigation bar with a search box 'Search in Apps', 'Browse Apps' with a grid icon, 'Create App' with a pencil icon, 'My classes' with a list icon, and 'My Apps' with a folder icon. The main form area has two sections: 'App title' with a text input field containing 'Untitled', and 'Task description' with a text area. A 'Display language' dropdown is also present. On the left side of the slide, there are two yellow hand icons pointing to the 'App title' and 'Task description' labels respectively. At the bottom left, there is an icon of a pencil holder with various writing instruments. At the top right, there is a glowing lightbulb icon.

फुटर (Footer) :



Feedback

Provide a feedback text which is displayed when all questions were answered correctly.

Great, you've answered all the questions correctly.




Help

Provide some hints how to solve the App. They can be viewed by the user via a small icon in the upper left corner. Otherwise leave it blank.



Content (Pair, Group, Element, Value, Card, Solution, Marker, Question, Answer, Cloze, Notice, App) :



Interactive and multimedia learning blocks - Google Chrome

learningapps.org/create?new=71

Pairs

Enter the two media which belong together. They can be a mix of text, images, audio or video.

Pair 1: [Text](#) [Image](#) [Text to speech](#) [Audio](#) [Video](#)

Pair 1: [Text](#) [Image](#) [Text to speech](#) [Audio](#) [Video](#)

[+ Add another element](#)



Apps सेटिंग (Apps Setting) :



+ Add another element

Additional, but wrong elements

You can add up to 3 additional elements that will be displayed but do not belong to the solution.

Element:

A Text

Image

Text to speech

Audio

Video



+ Add another element

Make matching pairs disappear

Matching pairs will be automatically checked and then disappear. Without this option you can keep pairing until you check the solution manually. Matching pairs will not disappear.

Make matching pairs disappear

Attach cards

Cards one above the other ▾



5 प्रकार की मल्टीमीडिया फ़ाइलों का उपयोग किया जाता है :



01

02

03

04

05

 Text

 Image

 Text to speech

 Audio

 Video




Templates का चयन और उपयोग कैसे करें?



- LearningApps.org विभिन्न Template पहले से मौजूद हैं।
- प्रत्येक के लिए एक उपयोग है।
- मॉड्यूल के लिए वांछित एक का चयन करें और आप बस कौन सा वीडियो या कौन सा पाठ या कौन सी छवि प्रदर्शित होनी चाहिए सम्मिलित कर सकते हैं।



समान ऐप बनाएँ (Create Similar App):

- पहले से बने हुए Apps को भी Use कर सकते हैं  और उसी के समान दूसरा भी बना सकते हैं।



कैसे प्रकाशित करें?



19. पहले से बने हुए Apps, Recreate किए और नए बनाये गये Apps को प्रकाशित, भी करना आवश्यक है।

The screenshot shows the LearningApps.org interface for an app titled 'Arrange the Numbers in Even Order after listening the Audio'. The app is currently set to 'private App'. A hand cursor is pointing at the 'public App' button. The 'Use App' section includes fields for Weblink, Fullscreen-Link, and Embed, along with a QR code and a 'Report copyright or misuse' link.

20. इसके लिए हमें पब्लिक अप्प पर Click करना होगा।





LearningApps - interactive and multimedia learning blocks - Google Chrome

learningapps.org/makepublic.php?app=16774963

Edit the description of your already published App

Provide a short title for your App.

Title:

Select a category that fits your App best.

Category:

Subcategory:

Provide some keywords (tags) for your App (separate with spaces). Tags will be

Keywords / Tags:

Select the grades for which your app is suitable. This helps others to find it.

Select grade(s):

- Elementary level
- Primary school
- Secondary education
- High school
- Vocational and further education
- Submit App to review as "especially useful" (appears in "Browse Apps").

By submitting this form you agree that you have read and accept the [Terms of Service](#) of LearningApps.org.

about LearningApps.org Imprint Privacy / Terms Help translating

ACTIVITIES FOR T....docx FINAL ADVT_24 JA...jpg FINAL ADVT_24 JA...jpg FINAL ADVT_24 JAN.pdf Show all

21. यहाँ हमें Title, Category, Subcategory, Key words, Tags etc. को भर कर Send Request करना होता है।



उदाहरण (Example for each App Template) :

No.	Type of App	Example	Short description of the App
1	Matching Pairs	https://learningapps.org/16865884	This app is a matching activity. App idea: Match the sound to the letter. Drag and drop matching game
2	Group Assignment	https://learningapps.org/16870090	Learners need to decide which category/group the item belongs to. App idea: Place a word into the correct gender category, Sort out Numbers , Uppercase and lowercase
3	Number Line	https://learningapps.org/16774963	Learners need to put the numbered elements in order. App idea: Watch a video and put the morning routine actions in order, Ordering numbers / Event
4	Simple Order	https://learningapps.org/16879705	Learners need to put the elements in order (same idea as the number line but with various set-ups on the screen). App idea: Reconstruct a dialogue from phrases, Ascending order, Descending order, Steps of preparing tea, First Aid of Wound on Skin



उदाहरण (Example for each App Template) :

No.	Type of App	Example	Short description of the App
5	Free text Input	https://learningapps.org/16901555	Learners can type in text in response to prompts. App idea: Listen to the audio file and type in what you hear, Fill in the blanks, Famous personalities, Name the Body Parts, Famous buildings, etc.
6	Matching Pairs on Images	https://learningapps.org/16909485	Learners need to label parts of an image or a series of images. App idea: Select proper words to name all parts of the body, Find the hotspot, Map Study, Body parts, charts etc.
7	MCQ - Multiple Choice Quiz	https://learningapps.org/16911964	This app is a quiz activity. App idea: Watch a video and answer the questions (questions appear after the video), Create flexible multiple choice questions
8	Cloze Text	https://learningapps.org/16939956	This app is a fill-in-the-blanks activity. App idea: Listen to the song and fill in the blanks, Create a task with missing words in a text



उदाहरण (Example for each Gaming App Template) :

No.	Type of App	Example	Use of the App
1	App Matrix	https://learningapps.org/16976796	If you have several different apps on a specific topic, combine them on one page for easy navigation using this app matrix.
2	Audio/Video with notices	https://learningapps.org/16977606	This app adds questions directly into the video: learners receive pop-up windows with either a text (notice) or a multiple-choice question. App idea: Watch a video and select a phrase that best sums up the part you just watched.
3	The Millionaire Game	https://learningapps.org/16978651	This app resembles the Who wants to be a millionaire? game in design and set-up: multiple choice questions with prize money. App idea: Check your culture knowledge with this quiz.
4	Group Puzzle	https://learningapps.org/16998493	Learners need to put the words into proper categories (groups) to reveal the puzzle picture. App idea: Place sentences in the proper tense category: present, past, or future tense.
5	Crossword	https://learningapps.org/16999583	This app is a crossword activity. App idea: Listen to audio file and write the profession of the speaker.

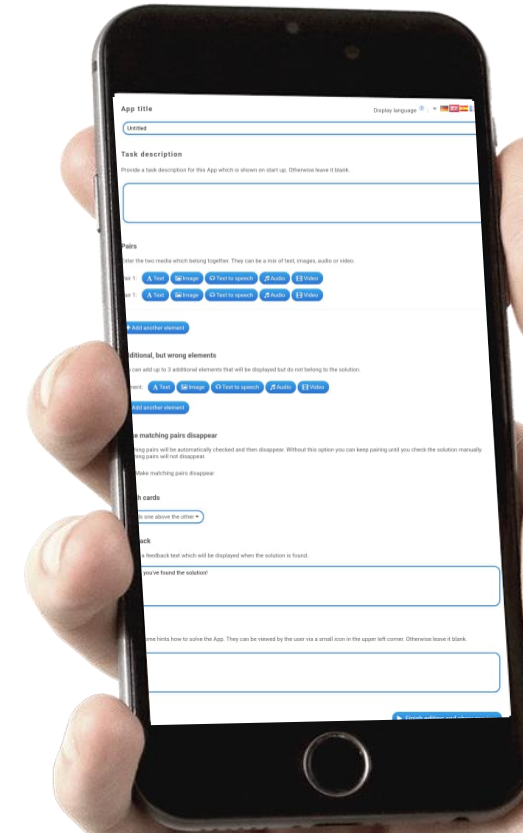
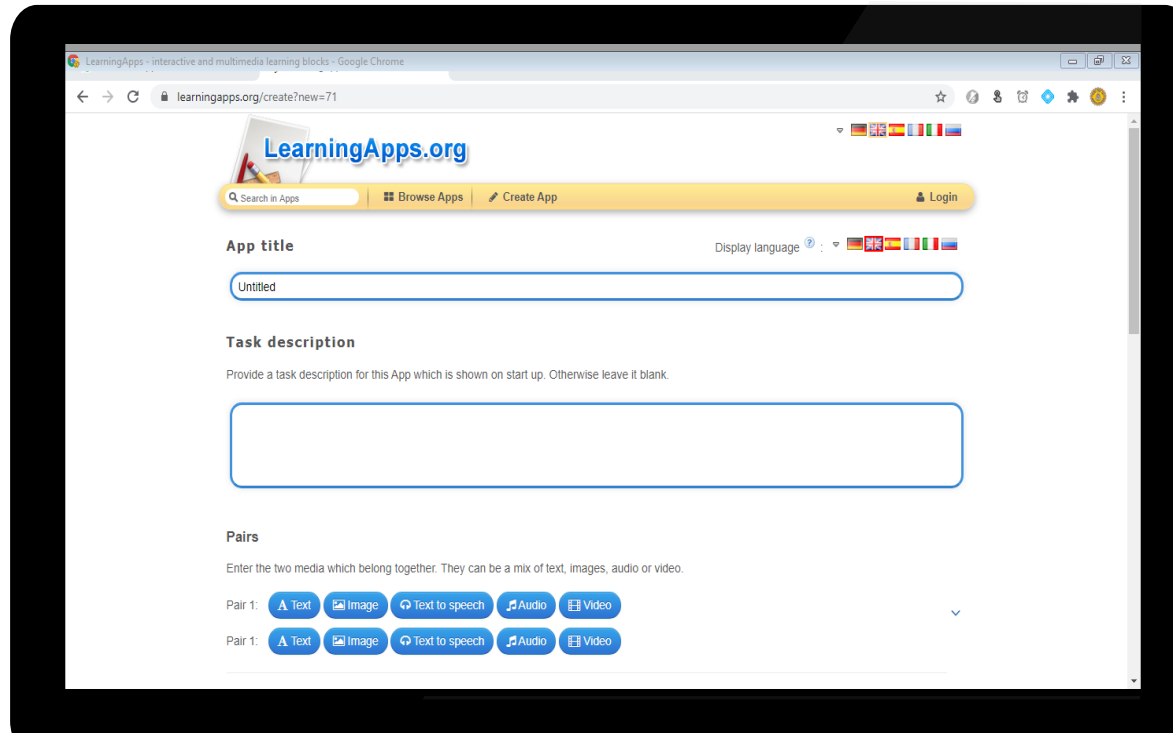


उदाहरण (Example for each Gaming App Template) :

No.	Type of App	Example	Use of the App
6	Word Grid	https://learningapps.org/17000237	This app is a traditional word search activity with words placed on a grid with filler letters. App idea: Read the definition and find the term in the grid.
7	Where is what?	https://learningapps.org/1382884	Learners need to select the proper part of the picture in response to the prompt. App idea: Listen to the dialect and mark the location of this dialect on the map.
8	Guess the word	https://learningapps.org/14942771	Learners need to guess the word by filling in letters. App idea: Type the word that the picture shows.
9	Horse Race	https://learningapps.org/4684268	This app gamifies quizzes by adding a racetrack and avatars. The avatar moves one spot for every correct answer. App idea: Review vocabulary in groups. Listen to the prompt and select the proper word.
10	Pairing / Memory Game	https://learningapps.org/202983	This app resembles a memory card game: cards appear at random face down on the screen. Learners need to click on cards to find the match. App idea: Find antonyms in this grid.
11	Guess	https://learningapps.org/1565628	The app prompts learners to type in numbers in response to the prompt. App idea: Listen to the number and type in the number as digits.



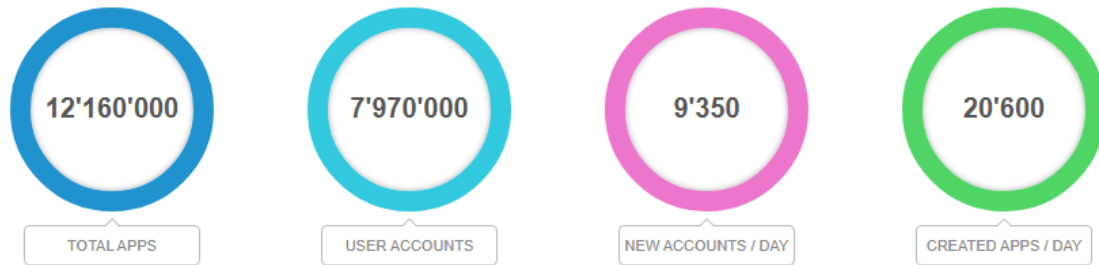
मोबाइल उपकरणों के साथ उपयोग :



स्टेटिस्टिक्स (Statistics) :



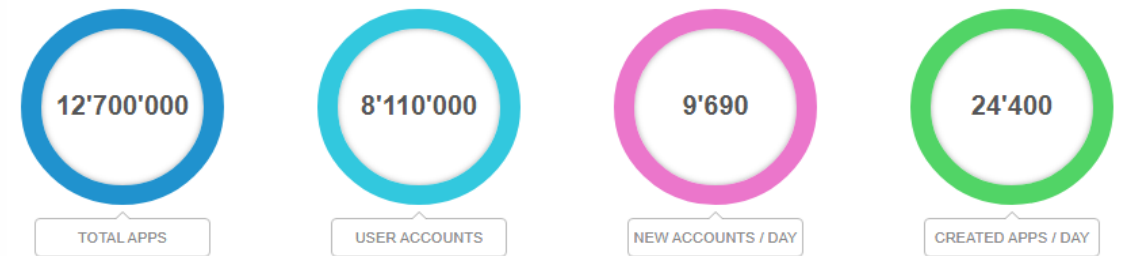
LearningApps.org currently includes (based on the last 30 days):



952'729'363 App views and counting.

Source: <https://verein.learningapps.org/> as on 28/01/2021

LearningApps.org currently includes (based on the last 30 days):



998'168'519 App views and counting.

Source: <https://verein.learningapps.org/> as on 21/02/2021





THANK YOU



Mail: sarweshpareek@yahoo.com ,
pareeksarwesh@gmail.com

<http://www.librarybvbpjpr.wordpress.com/>